


TO ADD VALUE and USE YOUR LAUNDRY CARD

To add Value in \$5.00 increments by Phone: Call 877-900-3455

To add Value online – Go to: www.sdirevalue.com

See below for online revalue information: To speak with a representative please call: 800-945-9274



Coinmach Corporation

Welcome to the new Cyberserve code revalue web site!

If you would like to revalue in Five Dollar increments please dial 877 900 3455

If you would like to speak with a representative please dial 800 945 9274 and press the selection indicated for Smart card Service .

GREAT NEWS! If you choose \$35.00 Revalue you now get \$36.00 dollars in value and if you choose \$50.00 Revalue you now get \$52.00 in Value!

Thank you and have a wonderful day!

Existing Customer Login

Username:

Password:

[Forgot your password? Click here.](#)

Login

New customer? Click here to register!

For First Time Users – click New Customer link “Click here to register”

New Customer Registration

Please take a few minutes to fill in your contact information.

[Already registered? Click here to log in.](#)

Please Note: All fields denoted with a () are required.*

Username: * * Required field.

Password: * (minimum 7 characters)

Confirm Password: *

First Name: * * Required field.

Last Name: * * Required field.

Email Address: * * Required field.

Home Tel.:

Mobile #:

Mobile Carrier:

Yes, send text messages to my mobile phone. (Add Value & Get Card Codes)


Address: *

City: *


State: *

Zip Code: *

Register **Cancel**



#1 Buy Code



#2 Activate

Register your Laundry MoneyCard to your new account



Welcome, Steve Baumer! (Logout)

- PROFILE
- CARDS
- CVA
- CODES
- REVALUE

My MoneyCard


Here you can manage your MoneyCard. When you purchase a MoneyCard, you must assign it to your account before you can purchase revalue codes. Remember, a revalue code only works with a MoneyCard for which it was generated. You can find the serial number printed on the back of your MoneyCard.

Add MoneyCard

Card Name:
 (i.e. My Card)

MoneyCard Serial #:
 (i.e. 445543)

Confirm Serial #:



This MoneyCard was previously used with SmartDial revalue system.

Add

My MoneyCards

Currently, there are no MoneyCard associated with your account. Please add your first Smart MoneyCard using the form above.

Assign your "CVA" Add Value Center device: Old Grad House CVA ID# is 1137, New Grad House CVA# 1138

- PROFILE
- CARDS
- CVA
- CODES
- REVALUE

Find & Assign CVA Device

Here you can search for a CVA device located near you. The best way to find a device is by using its unique ID which can usually be found on the device itself. If the device is located in your building, try entering your residential address.



Please enter a CVA ID or residential address.

ID:

- OR -

Address:

Search

Search Results

To continue, you **must** select a CVA from the list below. Click the "Assign" button to link the CVA to your account.

ID	Address	City	State	Zip Code	Active State	Actions
1137	Princeton University - Old Grad House88 College Road West	Princeton	NJ	08544	Active	Assign



After you purchase a code to revalue or purchase a new card:



How do I use my code?

After purchasing a revalue or buy card code, please follow the instructions below.



First time using a CVA device to revalue your Smart MoneyCard? Just follow these three easy steps:

At the Coded Value Adder, insert your Smart MoneyCard
Use the keypad to enter the revalue code you just purchased.
Once entered correctly, the device displays your new Smart MoneyCard balance.

Things you should know about your revalue code:

1. Your revalue code will ONLY work with your selected CVA device.
2. Your revalue code will ONLY work with your selected Smart MoneyCard.
3. Your revalue code will expire soon! (see above)
4. Your revalue code will work only once.
5. If the CVA displays "Your Smart MoneyCard balance is too high", spend down your balance and try again.



First time using a CVA device to purchase a new Smart MoneyCard? Just follow these four easy steps:

At the Coded Value Adder, choose GET CARD.
The CVA displays, "Please enter code" followed by 000-000-0000.
Use the keypad to enter the code you just purchased.
Once entered correctly, the device dispenses your new Smart MoneyCard.

Things you should know about your buy card code:

1. Your buy card code will ONLY work with your currently assigned CVA device.
2. Your buy card code will expire soon! (see above)
3. Your buy card code will work only once.
4. If no more MoneyCard are available at the time you use your code, please notify the management immediately.

To Operate a Washer or Dryer:

Insert Laundry Card into Card Slot on machine (Do Not Remove until Prompted)

Select Desired Cycle